

GLOBAL CORRUPTION BAROMETER SURVEY 2013

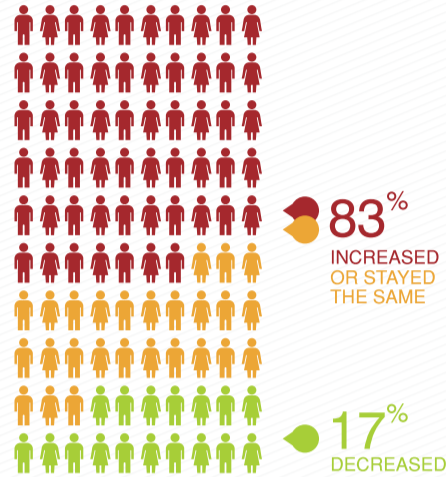
TI is a global movement sharing one vision: a world in which government, business, civil society and the daily lives of people are free of corruption.
The Global Corruption Barometer (GCB) surveys opinions and experiences of the public on corruption. The GCB is one of the tools utilized by TI in understanding corruption.

1,002 surveyed randomly over the phone

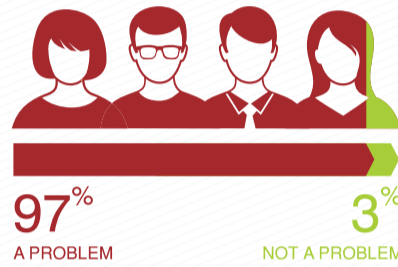
@TransparencyMV /TransparencyMaldives

MF Building, 7th Floor, Chaandhanee Magu, Male' 20189, Maldives.
P +960 330 4017 F +960 300 6062 office@transparencymaldives.org www.transparency.mv

83%
PEOPLE FEEL THAT CORRUPTION HAS INCREASED OR STAYED THE SAME OVER THE PAST TWO YEARS



97% BELIEVE THAT CORRUPTION IS A PROBLEM IN THE PUBLIC SECTOR



96% BELIEVE THAT THE GOVERNMENT IS RUN BY A FEW BIG ENTITIES ACTING IN THEIR BEST INTERESTS



3% PAID BRIBE IN THE LAST 12 MONTHS

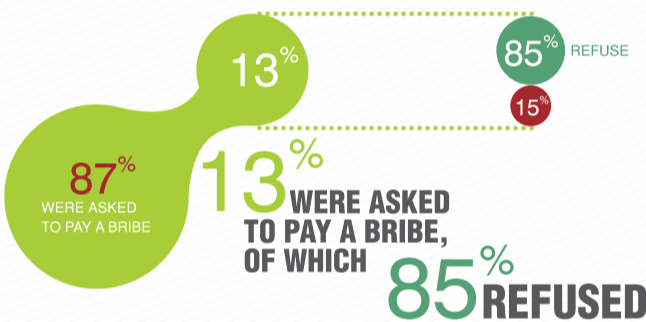


REASON FOR PAYING BRIBE


69% PAY BRIBE TO SPEED THINGS & **0%** TO GET A CHEAPER SERVICE



13% WERE ASKED TO PAY A BRIBE, OF WHICH **85%** REFUSED



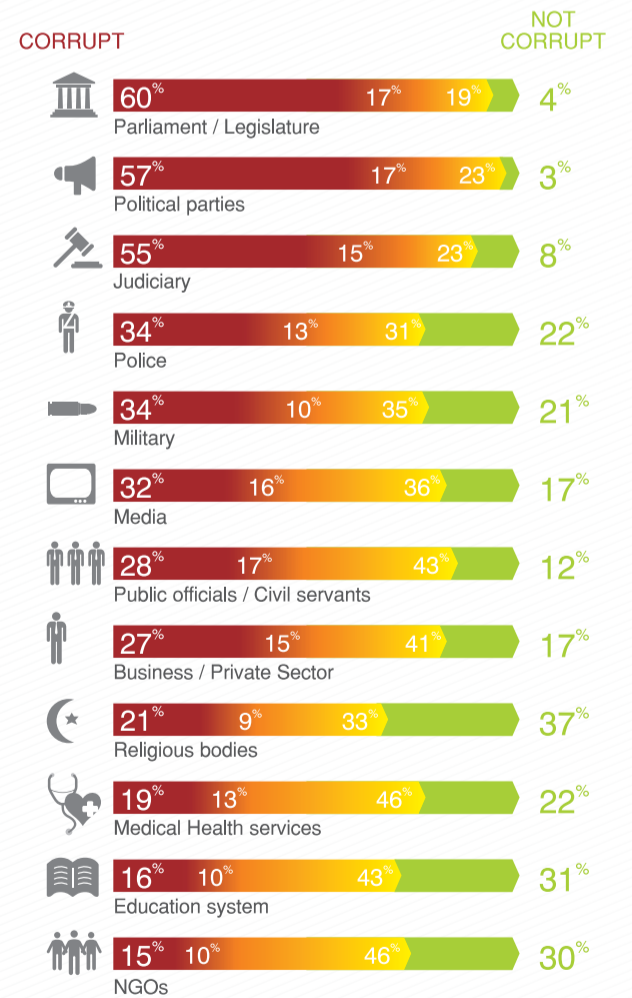
6% PAID BRIBES FOR LAND SERVICES



65% BELIEVE THAT PERSONAL CONTACTS ARE IMPORTANT TO GET THINGS DONE



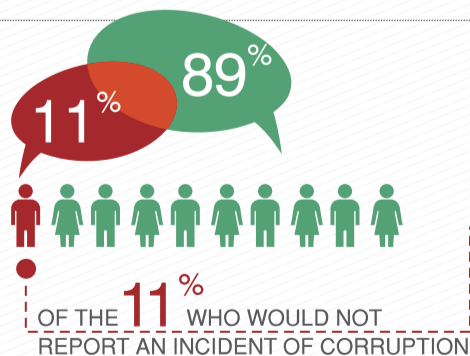
THE PARLIAMENT IS PERCEIVED TO BE THE MOST CORRUPT, FOLLOWED CLOSELY BY THE POLITICAL PARTIES AND THE JUDICIARY



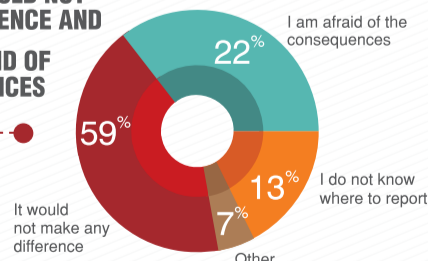
84% BELIEVE THAT ORDINARY PEOPLE CAN MAKE A DIFFERENCE IN THE FIGHT AGAINST CORRUPTION



89% WOULD REPORT AN INCIDENT OF CORRUPTION



59% WOULD NOT REPORT BECAUSE IT WOULD NOT MAKE A DIFFERENCE AND **22%** ARE AFRAID OF THE CONSEQUENCES



SUMMARY STATISTICS OF NATIONAL SAMPLE

